




# USER MANUAL CAT DRYER



SHD-2600P



**SHERNBAO PET PRODUCTS MANUFACTURING Co., Ltd.**






WWW.SHERNBAO.COM  
WWW.SHERNBAOUSA.COM

**SHERNBAO PET PRODUCTS MANUFACTURING Co., Ltd.**

© 2019 C12

## Direction for Use

1. Plug the flexible hose to the front cap connector.
2. Plug in socket with right voltage, please be sure to grip the hose connector before turn on the switch, or else it will be damaged due to fiercely swing. switch power on  (Switch/Anion-Warm Air) during the process of drying, warm air is available, if you need high temperature, just switch to   (Switch/Anion-Hot Air).
3. Adjust wind speed, turn on or off the switch and choose suitable nozzle according to your need.
4. Turn off the switch after usage.
5. Unplug the dryer from the mains, unplug the hose and nozzle, and put the machine and accessories back to box.

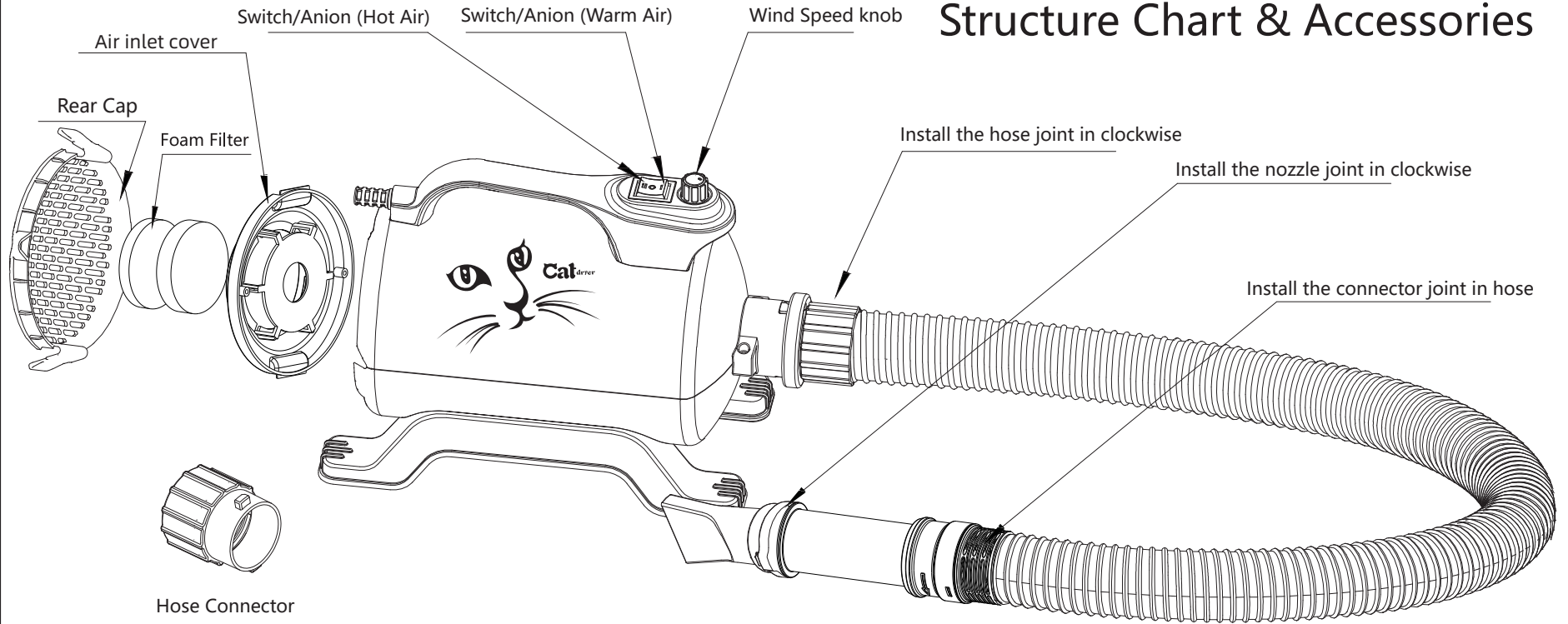
## Correct Disposal of this product

This marking indicates that this product should not be disposed with other household wastes throughout the EU. To prevent possible harm to the environment or human health from uncontrolled waste disposal, recycle it responsibly to promote the sustainable reuse of material resources. To return your used device, please use the return and collection systems or contact the retailer where the product was purchased. They can take this product for environmental safe recycling.

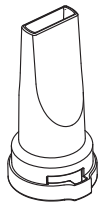
## Safety Instruction

- Force dryer needs a single outlet which is at least 15A and has ground wire or itself.  
Please connect force dryer with a correct outlet and do not share with other appliances.
- Before switch on or turn off the power every time. Please adjust the wind to the lowest speed, this can extend the lifetime of the machine.
- Do not insert pins or any metal things into the clearance of the machine, otherwise that would be easy to get an electric shock and short circuit.
- Do not use a cloth or bag to stop the diffuser or foam filter, otherwise it would damage the machine.
- If the machine has been used for some time and malfunction occurs, you must ask the professional person to repair it. Do not disassemble by yourself.
- If the power cord is damaged, discontinue and inform professors.
- Please keep children away when you operate the machine.
- Do not hit the housing with fierce shock or drop the machine from high, which will damage the frame and motor.
- Cardiopath or people with pacemaker are forbidden to use this machine.
- Please hold the nozzle and hose firmly before turning the machine on, or the hose may wiggle and cause injury.
- It's strictly forbidden to touch the components in the front of cap connector with hand or any other objects in any situation.
- Appliance is not intended for use by persons (including children) with reduced physical, sensory or mental capabilities, or lack of experiences and knowledge, unless they have been given supervision or instruction concerning use of the appliance by a person responsible for their safety.
- Children should be supervised to ensure that they do not play with appliance.
- If the supply cord is damaged, it must be replaced by the manufacturer or its service agent or a similarly qualified person in order to avoid a hazard.

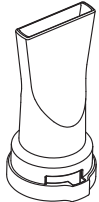
# Structure Chart & Accessories



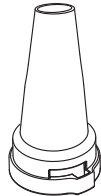
Hose Connector



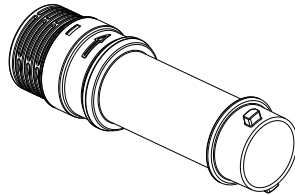
Narrow Nozzle



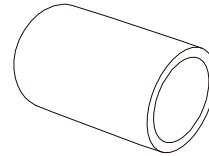
Wide Nozzle



Round Nozzle



Hose Connector



Hand held heat insulating protective sleeve

## Tips:

- \* Cats and puppies are more sensitive to the squeezed wind that the nozzle produce, so please remove the nozzle.
- \* Please use the nozzle to dry dog's body and better to remove the nozzle to dry dog's face.

# Force Dryer Buying Guide

ITEM NO.	MAX POWER	HEAT POWER	BLOW FORCE	MAX SPEED	Max Airflow	Temperature Rise	NOISE	NW.
SHD- 2600P CAT DRYER	2400W	600W	750g	354MPM 44,000FPM	4 CBM 140 CFM	40°C 105°F	70 dB	4kg 8.8lb

## Dryer Accessories List



### FDW-03

Suitable for Shernbao SHD series and DHD-2400T dual motor dryers



### FDW-04

Only suitable for Shernbao DHD-2400F/3000F



### FDS-01

Suitable for Shernbao SHD series and DHD-2400T dual motor dryers



### FDS-04

Only suitable for Shernbao DHD-2400F/3000F

**ONE YEAR WARRANTY** Guarantees - The Shernbao Force Dryers are guaranteed against defects in materials and workmanship for one years from the original date of purchase. Should any components become inoperative due to defects in materials or workmanship during the one year warranty period, Shernbao Industries will repair the dryer free of charge subject to the limitations below. For warranty service of your Shernbao Force Dryer, please ship PREPAID to Shernbao Industries or call for the location of your nearest authorized service center.

**Warranty Limitations:** Warranty does not cover shipping or transportation costs. Warranty applies to original purchaser only. Proof of date of purchase is required. Warranty is void if registration card is not mailed within 30 days of purchase or delivery. Warranty does not include replacement of carbon brush and rotor, parts. Warranty does not cover abuse, accidents, acts of war, droppage, improper voltage, disassembly, repaired or serviced by anyone except Shernbao Industries or Shernbao authorized service, the warranty will void.

## Ease of Use



Install the nozzle joint in clockwise



Install the hose joint in clockwise

## Maintenance



- Please clean the sponge filter by washing or air blowing, be sure to fix the filter again when it's dry.
- Keep the surface clean and dry, and use a dry and soft cloth to clean the painted surface.
- Wet cloth with neutral detergent and wipe to remove stubborn stains and dirt.
- Use only mild neutral detergent.
- When the carbon brushes run out, please renew the brushes following the guide line in this booklet or consult with the professors.

## INTRODUCTION

- SHERNBAO is known to produce Force Dryer more than 15 years, it has engaged in this line since 2004.
- Portable, compact, and easy to transport and store. The breakthrough technology brings quiet, insulated operation to improve productivity in grooming shops and business. Lightweight and powerful also for home use, shows or mobile groomers.
- Variable-speed controller can easily adjust wind speed and air volume.
- New streamlined appearance design possesses modernized style and beautiful shape contour.
- Motor Life Span has been extended
- 3pcs Heavy duty blower nozzles for different pet drying applications.
- High impact and rugged ABS housing material.
- Easy-to-change and washable filter.

## CAT DRYER SHD-2600P

This is the most aptly named dryer in the pet world, CAT DRYER!

Incredible power, incredible value, this single motor dryer outperforms most dual motor dryers in this market, its wind speed and blow force has been verified by clients, which is the latest reformation single motor dryers in the world.



① Switch/Anion(Hot Air)

② Switch/Anion(Warm Air)

- Select ① Use a stream of air warmed by flowing over the motor to effectively blow water from the pet's coat to cut drying time in half .
- Select ② Equipped with additional heating unit, fo save working time than use select ①, also more suitable in winter for cold regions.
- Can switch ① to ②, or switch ② to ① anytime when running, according to the actual demand.